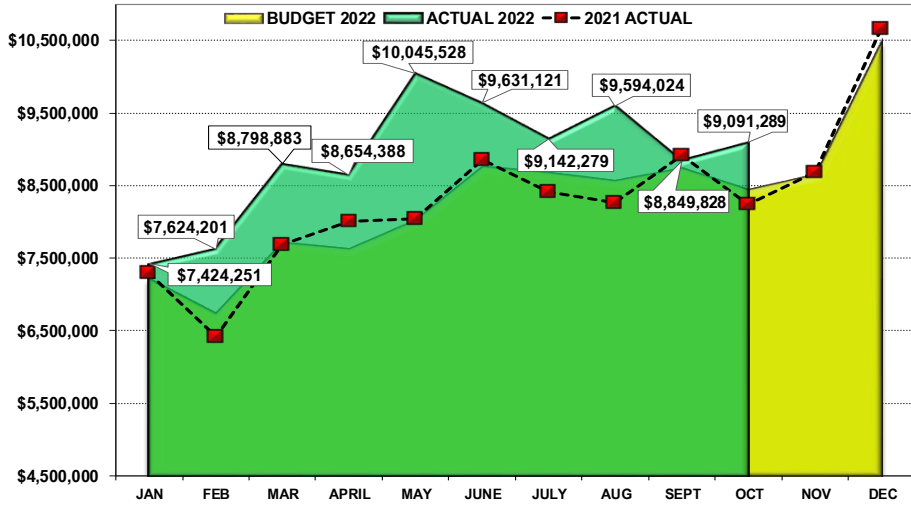


DOUGLAS COUNTY SALES AND USE TAX COLLECTION STATUS – October 2022

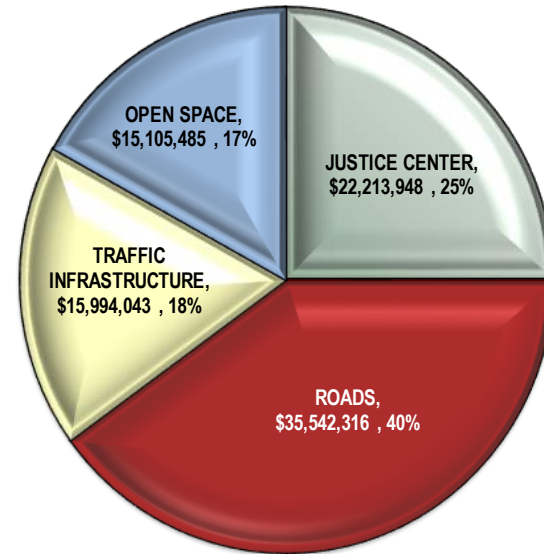
TOTAL SALES AND USE TAX DOLLARS COLLECTED - 2022 BUDGET vs 2022 ACTUAL YTD ACTUAL



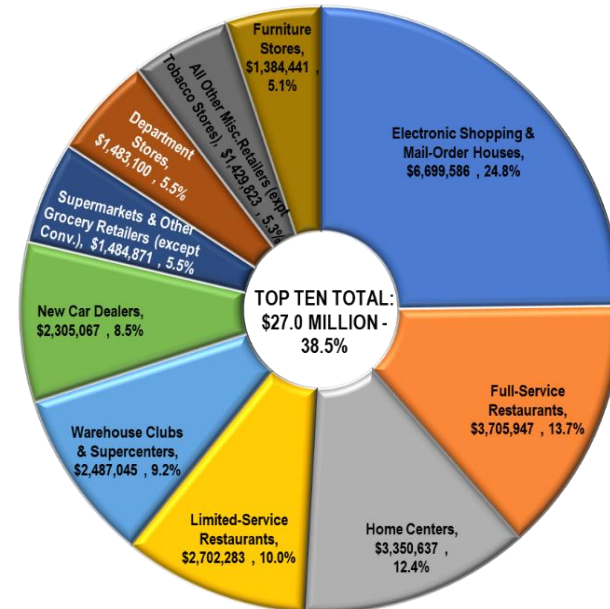
Tax Type	2022 Budget	2022 Actual	2021 Actual	'22 vs '21 YTD %	'22 vs '21 YTD \$ (+/-)
Sales Tax	\$ 63,071,019	\$ 70,258,080	\$ 61,832,702	13.6%*	\$ 8,425,378
Auto Use	10,215,521	\$ 10,701,589	10,615,316	0.8%	\$ 86,273
Building Use	7,185,225	\$ 7,896,123	7,681,807	2.8%	\$ 214,316
TOTAL	\$ 80,471,765	\$ 88,855,792	\$ 80,129,825	10.9%	\$ 8,725,967

* Sales Tax increase is partially due to collections for prior periods, totaling \$1,335,700. True current Year-to-Date Sales Tax is \$68,922,380. '22 Budget vs '22 Actual is a 9.3% increase overall.

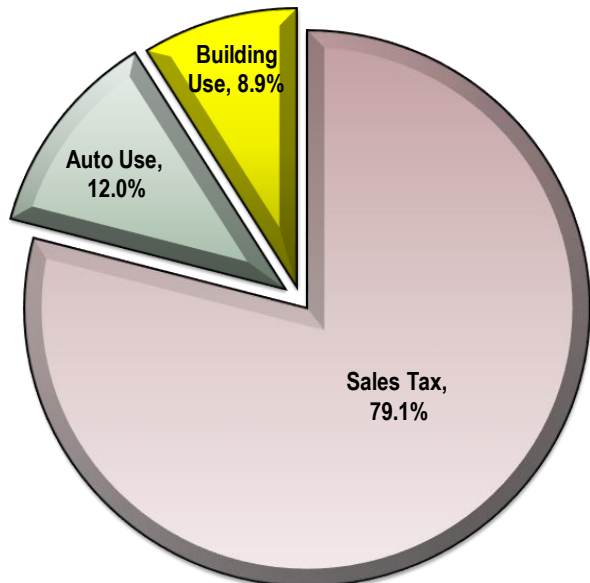
SALES AND USE TAX SUMMARY BY PURPOSE YEAR-TO-DATE OCTOBER 2022 - \$88,855,792



Top Ten North American Industry Code Cumulative % of Sales Tax Revenue Earned Through October 2022 - Total Sales Tax Collected \$70,258,080

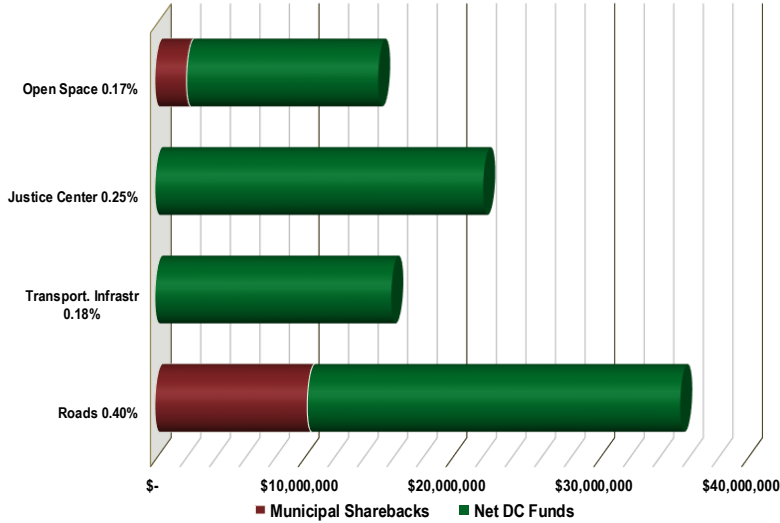


Revenue Sources as a % of Total Taxes Collected



DOUGLAS COUNTY SALES AND USE TAX COLLECTION STATUS – October 2022 (continued)

Sales & Use Tax Allocation by Fund through October 2022



Through October 2022	Total S&U Tax Collected	Municipal Sharebacks	Net DC Funds	% of Municipal Sharebacks
Roads 0.40%	\$ 35,542,316	\$ 10,313,474	\$ 25,228,842	29.0%
Transport. Infrastr 0.18%	15,994,043	-	15,994,043	0.0%
Justice Center 0.25%	22,213,948	-	22,213,948	0.0%
Open Space 0.17%	15,105,485	2,148,054	12,957,431	14.2%
YTD TOTAL	\$ 88,855,792	\$ 12,461,528	\$ 76,394,264	

Alignment to Board of County Commissioners Core Priorities through October 2022 - \$88,855,792

