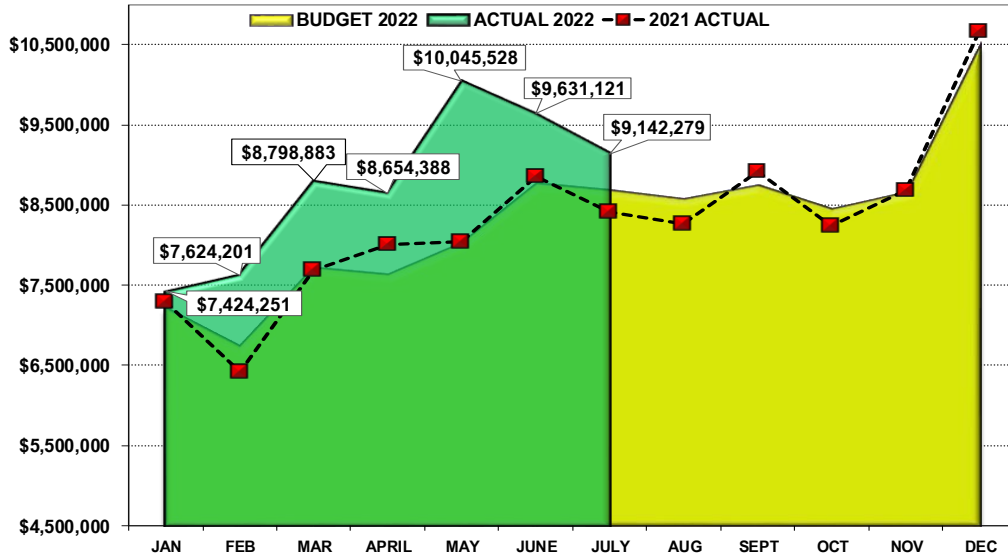
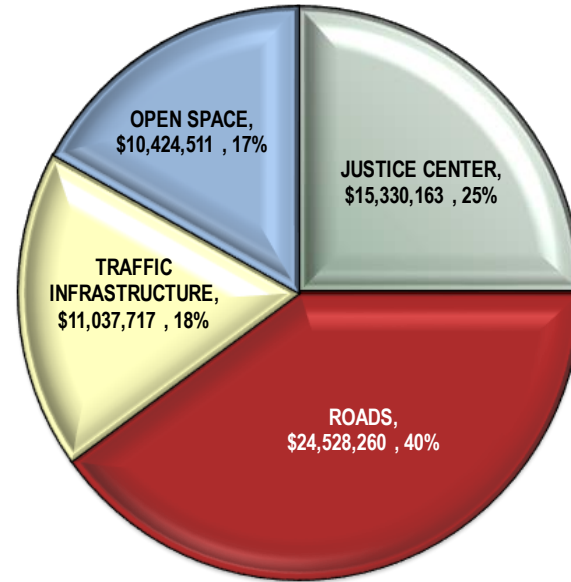


# DOUGLAS COUNTY SALES AND USE TAX COLLECTION STATUS – July 2022

TOTAL SALES AND USE TAX DOLLARS COLLECTED - 2022 BUDGET vs 2022 ACTUAL  
YTD ACTUAL



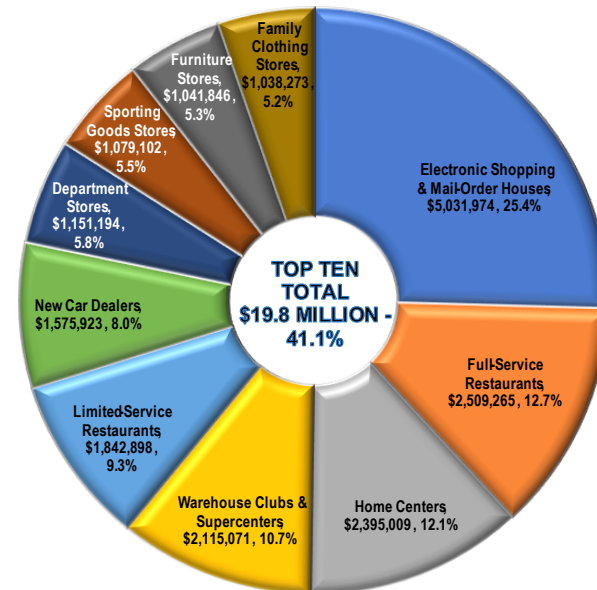
## SALES AND USE TAX SUMMARY BY PURPOSE YEAR-TO-DATE JULY 2022 - \$61,320,651



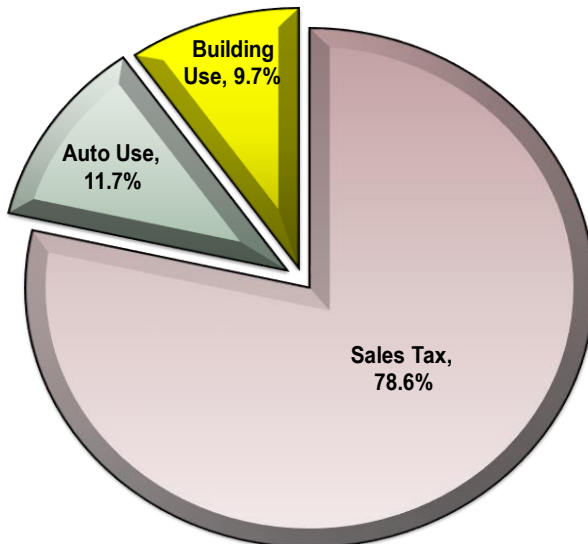
Tax Type	2022 Budget	2022 Actual	2021 Actual	'22 vs '21 YTD %	'22 vs '21 YTD \$ (+/-)
Sales Tax	\$ 42,741,778	\$ 48,160,783	\$ 41,801,897	15.2% *	\$ 6,358,886
Auto Use	7,042,960	7,184,389	7,342,500	-2.2%	\$ (158,111)
Building Use	4,952,321	5,975,479	5,563,597	7.4%	\$ 411,882
<b>TOTAL</b>	<b>\$ 54,737,059</b>	<b>\$ 61,320,651</b>	<b>\$ 54,707,994</b>	<b>12.1%</b>	<b>\$ 6,612,657</b>

\* Sales Tax increase is partially due to collections for prior periods, totaling \$1,163,769. True current Year-to-Date Sales Tax is \$46,997,014. '22 Budget vs '22 Actual is a 10.0% increase overall.

## Top 10 North American Industry Code Cumulative Percentage of Sales Tax Revenue Earned through July 2022- Total Taxes Collected \$48,160,783

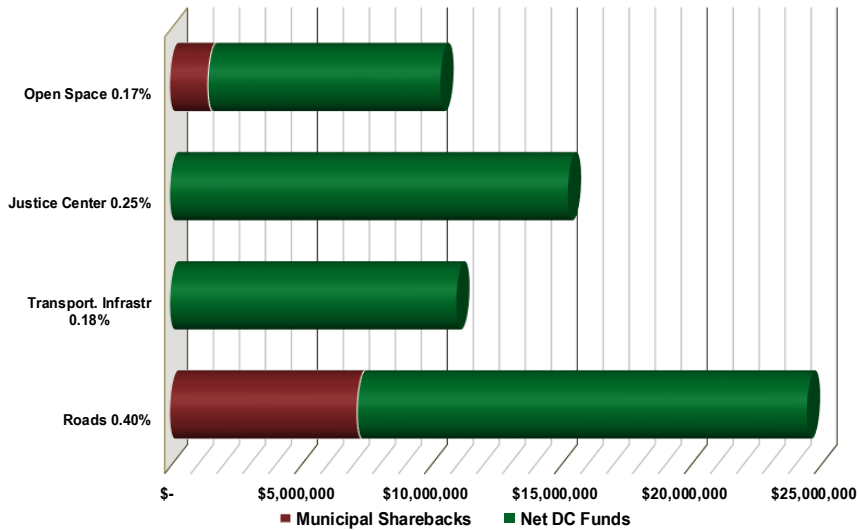


## Revenue Sources as a % of Total Taxes Collected



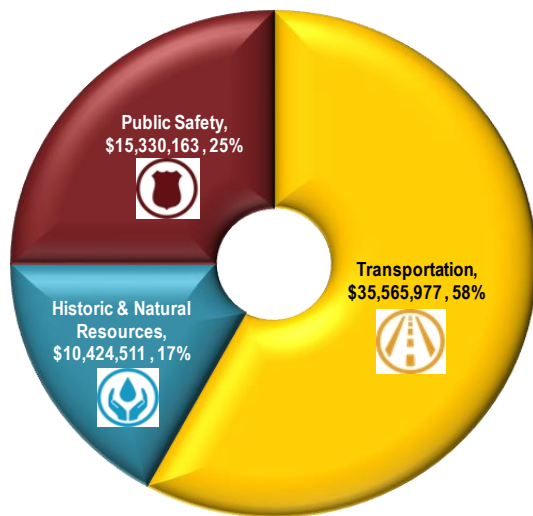
# DOUGLAS COUNTY SALES AND USE TAX COLLECTION STATUS – July 2022 (continued)

Sales & Use Tax Allocation by Fund through July 2022

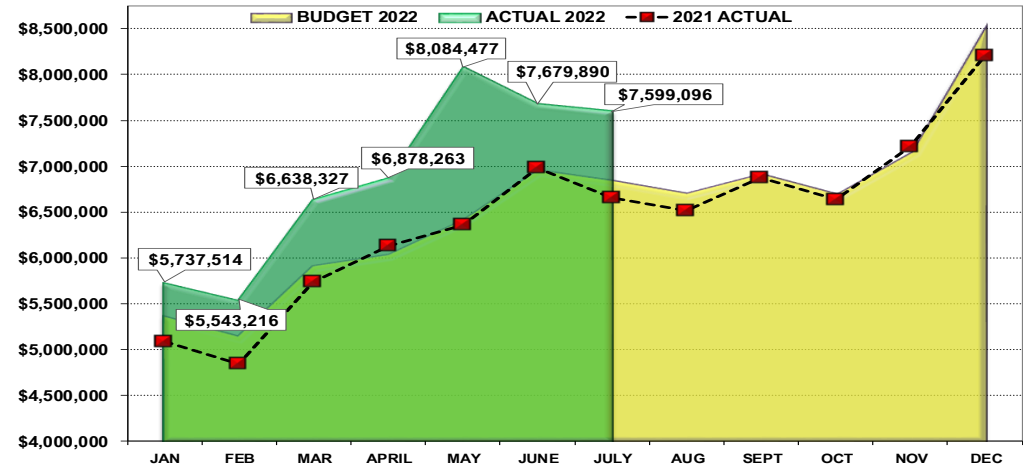


Through July 2022	Total S&U Tax Collected	Municipal Sharebacks	Net DC Funds	% of Municipal Sharebacks
Roads 0.40%	\$ 24,528,260	\$ 7,224,687	\$ 17,303,573	29.5%
Transport. Infrastr 0.18%	11,037,717	-	11,037,717	0.0%
Justice Center 0.25%	15,330,163	-	15,330,163	0.0%
Open Space 0.17%	10,424,511	1,482,366	8,942,145	14.2%
<b>YTD TOTAL</b>	<b>\$ 61,320,651</b>	<b>\$ 8,707,053</b>	<b>\$ 52,613,598</b>	

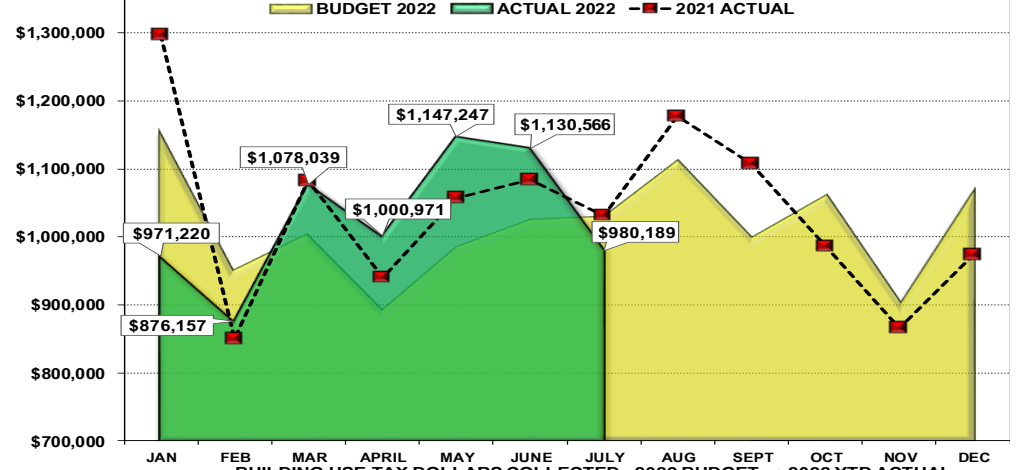
Alignment to Board of County Commissioners Core Priorities through July 2022 - \$61,320,651



SALES TAX DOLLARS COLLECTED - 2022 BUDGET vs 2022 YTD ACTUAL



AUTO USE TAX DOLLARS COLLECTED - 2022 BUDGET vs 2022 YTD ACTUAL



BUILDING USE TAX DOLLARS COLLECTED - 2022 BUDGET vs 2022 YTD ACTUAL

