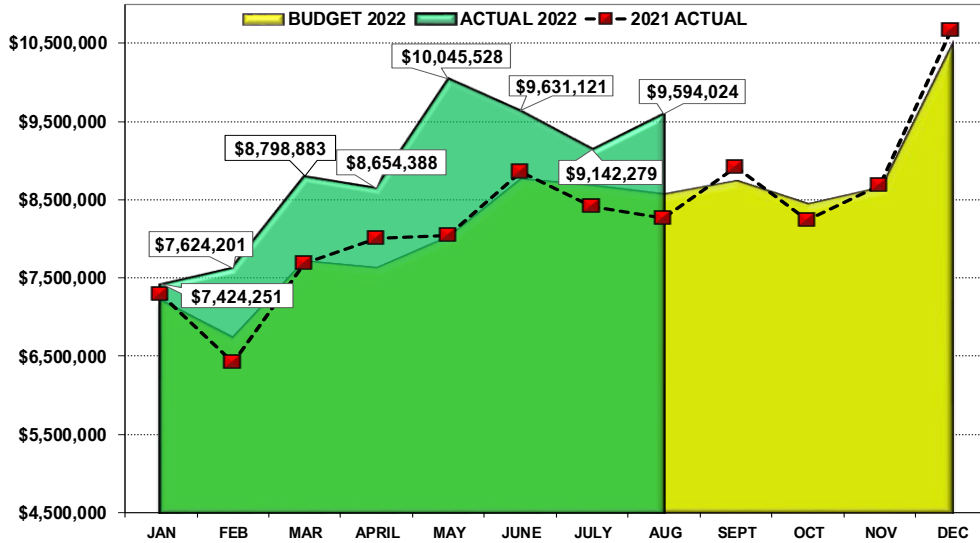
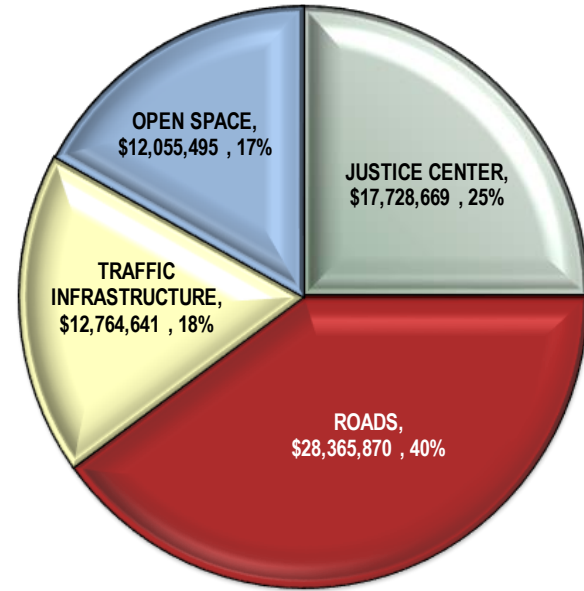


# DOUGLAS COUNTY SALES AND USE TAX COLLECTION STATUS – August 2022

TOTAL SALES AND USE TAX DOLLARS COLLECTED - 2022 BUDGET vs 2022 ACTUAL YTD ACTUAL



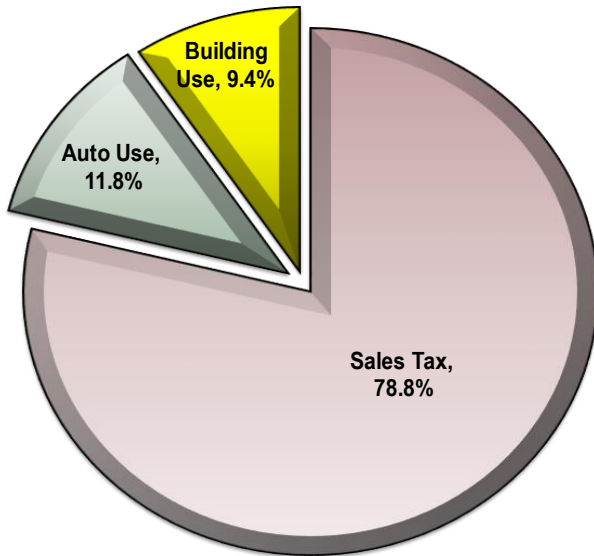
## SALES AND USE TAX SUMMARY BY PURPOSE YEAR-TO-DATE AUGUST 2022 - \$70,914,675



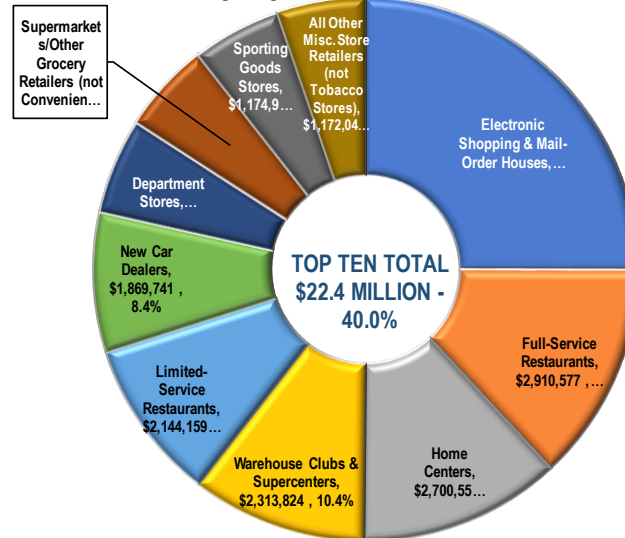
Tax Type	2022 Budget	2022 Actual	2021 Actual	'22 vs '21 YTD %	'22 vs '21 YTD \$ (+/-)
Sales Tax	\$ 49,452,693	\$ 55,848,669	\$ 48,316,464	15.6% *	\$ 7,532,205
Auto Use	8,154,947	8,402,077	8,520,341	-1.4%	\$ (118,264)
Building Use	5,693,877	6,663,929	6,137,229	8.6%	\$ 526,700
<b>TOTAL</b>	<b>\$ 63,301,517</b>	<b>\$ 70,914,675</b>	<b>\$ 62,974,034</b>	<b>12.6%</b>	<b>\$ 7,940,641</b>

\* Sales Tax increase is partially due to collections for prior periods, totaling \$1,190,247. True current Year-to-Date Sales Tax is \$54,658,422. '22 Budget vs '22 Actual is a 9.9% increase overall.

### Revenue Sources as a % of Total Taxes Collected

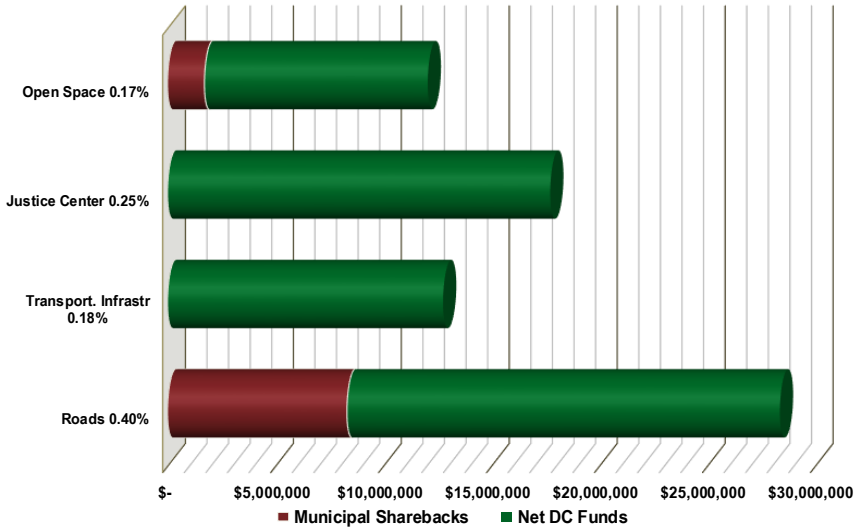


### Top 10 North American Industry Code Cumulative Percentage of Sales Tax Revenue Earned through August 2022 - Total Taxes Collected \$55,848,669



# DOUGLAS COUNTY SALES AND USE TAX COLLECTION STATUS – August 2022 (continued)

Sales & Use Tax Allocation by Fund through August 2022



Through August 2022	Total S&U Tax Collected	Municipal Sharebacks	Net DC Funds	% of Municipal Sharebacks
Roads 0.40%	\$ 28,365,870	\$ 8,314,909	\$ 20,050,961	29.3%
Transport. Infrastr 0.18%	12,764,641	-	12,764,641	0.0%
Justice Center 0.25%	17,728,669	-	17,728,669	0.0%
Open Space 0.17%	12,055,495	1,714,292	10,341,203	14.2%
<b>YTD TOTAL</b>	<b>\$ 70,914,675</b>	<b>\$ 10,029,201</b>	<b>\$ 60,885,474</b>	

Alignment to Board of County Commissioners Core Priorities through August 2022 - \$70,914,675

